



# Round 4 Maitland - NSW 6 & 7 May 2023

Supported by



## PIRELLI MX2

### Moto 2

Date: 07/05/23  
Event: R10  
Weather: Sunny - Temp: 12.6C  
Track: Good

Started at: 14:27:01  
Laps: 25 Min + 1 Lap  
Starters: 37  
Posted at: 15:01

## PROVISIONAL CLASSIFICATION

Pos	No	Name	Machine	Laps	Race Time	Behind Leader	Behind Prev	Fastest Lap	On Lap
1	14	Jesse DOBSON (QLD) / Serco Yamaha	Yamaha YZF 250	14	27:39.681			1:57.722	5
2	22	Rhys BUDD (QLD) / Serco Yamaha	Yamaha YZF 250	14	27:53.553	13.872	13.872	1:58.886	4
3	1	Wilson TODD (QLD) / Tean HRC / Honda Racing / Terra Firma Equipment Sales	Honda CRF 250	14	28:07.970	28.289	14.417	1:59.259	7
4	29	Noah FERGUSON (QLD) / Gas Gas Aust. / Lusty / Squires Ink / Davey M-s / DJ Concreting Services	GasGas MC 250	14	28:08.862	29.181	.892	1:59.251	12
5	199	Nathan CRAWFORD (QLD) / KTM Racing Team	KTM SXF 250	14	28:10.726	31.045	1.864	1:56.169	14
6	62	Ryan ALEXANDERSON (QLD) / Moto1 M-c Racing Team / Motorex / AE Group Civi & Mining / Fox / Dunlop	KTM SXF 250	14	28:19.405	39.724	8.679	2:01.267	14
7	86	Reid TAYLOR (NSW) / Hostile	GasGas MC 250	14	28:28.177	48.496	8.772	2:00.930	2
8	32	Liam ANDREWS (VIC) / Spectro Elliott Bros Racing / Spectro Oils / National Heating & Cooling / Alpinestars	Honda CRF 250	14	29:03.830	1:24.149	35.653	2:04.101	5
9	66	Kayden MINEAR (WA) / KTM Race Team / Motorex / Choice Suspension / Fox Aus / Oakley / BerrySweet	KTM SXF 250	14	29:04.440	1:24.759	.610	2:02.261	14
10	386	Haruki YOKOYAMA (VIC) / Empire Kawasaki	Kawasaki KX 250	14	29:07.883	1:28.202	3.443	2:03.368	13
11	70	Ben NOVAK (NSW) / Honda M-cycles / Fly / Progrid Goggles	Honda CRF 250	14	29:15.867	1:36.186	7.984	2:04.898	5
12	88	Brodie CONNOLLY (VIC) / Team HRC Honda Racing / Terra Firma Equipment Sales	Honda CRF 250	14	29:19.312	1:39.631	3.445	2:03.191	10
13	24	Chandler BURNS (VIC) / Honda / Fly Racing / SKDA / Beatons Pro-Formula / Choice Susp. / ETS Racing Fuels	Honda CRF 250	14	29:20.235	1:40.554	.923	2:04.826	10
14	46	Hugh McKAY (TAS) / Davey Motorsports / KTM Race Team	KTM SXF 250	14	29:25.133	1:45.452	4.898	2:05.002	14
15	284	John BOVA (NSW) / Coastal M-c Centre / Hostile Handwear / Motokit / Apro M-s / Link Int.	KTM SXF 250	14	29:28.623	1:48.942	3.490	2:05.113	4
16	27	Liam ATKINSON (WA) / Moto 1 KTM	KTM SXF 250	14	29:30.095	1:50.414	1.472	2:04.490	10
17	38	Thynan KEAN (VIC) / Elliott Brothers Spectro Race Team / Fox Aust. / Bridgestone	Honda CRF 250	14	29:44.985	2:05.304	14.890	2:04.189	5
18	25	Blake FOX (QLD) / Husqvarna Berry Sweet Racing	Husqvarna FC 250	13	27:42.031	1 Lap		2:05.061	7
19	50	Braeden KREBS (VIC) / OatesMX Development / WBR Yamaha / Rockafellas Earthmoving / Eight11 Perform.	Yamaha YZF 250	13	27:48.410	1 Lap	6.379	2:07.539	11
20	185	Ryley FITZPATRICK (QLD) / Brisbane M-c / ATR Susp. / Michelin Tyres / Thor / Rock Oil / Factory Ride	KTM SXF 250	13	27:48.421	1 Lap	.011	2:04.015	13
21	43	Mackenzie O'BREE (VIC) / Elliott Brothers / Mallee Physio / Healthy Mates / Fury Engines / Choice Susp.	Honda CRF 250	13	28:14.354	1 Lap	25.933	2:08.595	3
22	208	Riley FUCSKO (VIC) / Black Dog Custom / BLS Suspension / Oates MX Development / Byrners M-c	Husqvarna FC 250	13	29:09.290	1 Lap	54.936	2:10.436	6
23	12	Seton BROOMHALL (TAS) / Brianna Tlit Trays	Yamaha YZF 250	13	29:11.850	1 Lap	2.560	2:10.484	5
24	10	Harrison FOSTER (NSW) / Hunter Valley Steel / Hunter Valley M-sports / Kawasaki Aust. / CTA Aust.	Kawasaki KX 250	13	29:23.877	1 Lap	12.027	2:09.911	13

  
Chief Timekeeper - Scott Laing

  
Race Director - Mark Hancock





# Round 4 Maitland - NSW 6 & 7 May 2023

Supported by



PIRELLI MX2

Moto 2

Date: 07/05/23  
Event: R10  
Weather: Sunny - Temp: 12.6C  
Track: Good


Started at: 14:27:01  
Laps: 25 Min + 1 Lap  
Starters: 37  
Posted at: 15:01

## PROVISIONAL CLASSIFICATION

Pos	No	Name	Machine	Laps	Race Time	Behind Leader	Behind Prev	Fastest Lap	On Lap
25	41	Curtis KING (National) / North Star Pastoral Stars / Bell / 100%	KTM SXF 250	13	29:27.668	1 Lap	3.791	2:12.728	3
26	111	Justin HARROW (NSW) / Harrows Transport / Dubbo City M-cycles / Chris Woods Performance	KTM SXF 250	13	29:38.460	1 Lap	10.792	2:15.390	10
27	15	Seth HARDMAN (NSW) / Beard Brothers M-cycles / Alpinestars / Moto Kit / EKS Brand / Rynopower	KTM SXF 250	13	29:41.678	1 Lap	3.218	2:13.497	6
28	65	Connor WHITNEY (NSW)	Honda CRF 250	13	29:52.114	1 Lap	10.436	2:13.948	6
29	79	Jacob SWEET (VIC) / BLS Suspension / Cassons / Team Moto / Oneal / Bell / Gaerne / Ogio	Yamaha YZF 250	12	28:01.276	2 Laps		2:07.509	11
30	151	Aiden BLOOM (TAS) / North West M-c / Mxfit / Bulk Nutrients / City Bike Centre / Oakley Aus	Yamaha YZF 250	12	29:19.179	2 Laps	1:17.903	2:20.524	2
31	101	Jayden CONFORTO (VIC) / Elliot Bros MPE/ Fox / EZE / JDC Plumbing	Honda CRF 250	12	29:29.684	2 Laps	10.505	2:16.301	4
DNF	17	Jarrold WHITNEY (NSW)	Yamaha YZF 250	9	23:19.842	4 Laps		2:19.162	2
DNF	18	Myles GILMORE (WA) / Moto1 M-c / KTM Aust. / Motorex / Dunlop / BoltEverywear / Sportspower	KTM SXF 250	5	10:47.050	8 Laps		2:10.546	2
DNF	60	Brock FLYNN (WA) / Rising M-sports / GASGAS / Motorcycles R Us / Motorex / Pirelli / RK / Fly	GasGas MC 250	5	15:23.125	8 Laps	4:36.075	2:06.120	3
DNF	102	Matt MOSS (NSW) / WBR / Yamaha / Bulk Nutrients	Yamaha YZF 250	4	10:14.136	9 Laps		2:03.621	2
DNF	55	Hayden SMITH / Davy Motorsports	KTM SXF 250	1	1:48.220	12 Laps			
DNF	23	George KNIGHT (NSW) / Spectro Elliott Bros Racing / Alpinestars/ Tracrite Susp. / Steve Cramer Prod.	Honda CRF 250	0		13 Laps			

Fastest Lap was 1:56.169 by Nathan CRAWFORD (QLD)

results are provisional until the end of the time limit for protests and appeals.

  
Chief Timekeeper - Scott Laing

  
Race Director - Mark Hancock



[www.computime.com.au](http://www.computime.com.au)  
COMPUTIME RACE TIMING SYSTEMS PTY LTD





# Round 4 Maitland - NSW 6 & 7 May 2023

Supported by



## PIRELLI MX2

### Moto 2

Date: **07/05/23**  
Event: **R10**  
Weather: **Sunny - Temp: 12.6C**  
Track: **Good**

Started at: **14:27:01**  
Laps: **25 Min + 1 Lap**  
Starters: **37**  
Posted at: **15:01**

## PROVISIONAL LAP TIMES

No	Name	Lap 1	Lap 2	Lap 3	Lap 4	Lap 5	Lap 6	Lap 7	Lap 8	Lap 9	Lap 10	Lap 11	Lap 12	Lap 13	Lap 14
1	Wilson TODD (QLD)	1:49.459	2:01.791	2:02.033	1:59.889	1:59.477	2:00.682	<b>1:59.259</b>	2:00.254	1:59.962	1:59.297	2:14.955	2:00.270	2:00.570	2:00.072
10	Harrison FOSTER (NSW)	2:04.952	2:18.322	2:16.911	2:17.493	2:16.514	2:16.303	2:19.377	2:19.047	2:18.892	2:16.519	2:18.086	2:11.550	<b>2:09.911</b>	
12	Seton BROOMHALL (TAS)	2:05.472	2:15.118	2:15.016	2:13.919	<b>2:10.484</b>	2:11.937	2:14.085	2:15.490	2:18.993	2:19.310	2:16.390	2:16.774	2:18.862	
14	Jesse DOBSON (QLD)	1:42.847	1:59.812	1:58.801	1:58.167	<b>1:57.722</b>	1:59.907	2:00.150	2:01.367	2:00.700	1:59.421	1:59.790	1:59.843	1:59.701	2:01.453
15	Seth HARDMAN (NSW)	2:09.044	2:17.263	2:17.718	2:15.335	2:17.191	<b>2:13.497</b>	2:17.148	2:19.088	2:18.097	2:17.924	2:19.044	2:20.109	2:20.220	
17	Jarrold WHITNEY (NSW)	2:10.346	<b>2:19.162</b>	2:56.325	2:31.061	3:25.795	2:28.830	2:31.245	2:29.312	2:27.766					
18	Myles GILMORE (WA)	1:56.324	<b>2:10.546</b>	2:14.322	2:11.673	2:14.185									
22	Rhys BUDD (QLD)	1:44.676	1:59.979	1:59.826	<b>1:58.886</b>	2:00.000	2:00.368	2:00.487	2:00.531	2:02.375	2:01.998	2:00.608	2:00.262	2:00.757	2:02.800
24	Chandler BURNS (VIC)	1:54.921	2:06.461	2:05.591	2:06.647	2:06.753	2:06.866	2:06.745	2:12.132	2:05.351	<b>2:04.826</b>	2:06.855	2:05.116	2:06.210	2:05.761
25	Blake FOX (QLD)	1:55.539	2:09.309	2:09.530	2:18.255	2:05.656	2:14.804	<b>2:05.061</b>	2:06.642	2:07.987	2:06.167	2:06.404	2:05.421	2:11.256	
27	Liam ATKINSON (WA)	1:58.772	2:12.820	2:06.915	2:08.899	2:05.974	2:07.443	2:07.722	2:07.553	2:07.039	<b>2:04.490</b>	2:04.953	2:05.954	2:05.491	2:06.070
29	Noah FERGUSON (QLD)	1:53.591	2:01.189	1:59.518	2:00.435	2:00.155	2:02.054	2:01.800	2:01.344	2:04.849	2:02.267	2:01.720	<b>1:59.251</b>	2:01.117	1:59.572
32	Liam ANDREWS (VIC)	1:49.658	2:04.962	2:04.406	2:04.997	<b>2:04.101</b>	2:06.704	2:05.089	2:04.774	2:06.561	2:05.053	2:06.811	2:07.126	2:05.563	2:08.025
38	Thynan KEAN (VIC)	1:58.024	2:31.778	2:06.397	2:07.039	<b>2:04.189</b>	2:08.248	2:04.594	2:05.279	2:05.614	2:04.531	2:05.584	2:06.188	2:06.402	2:11.118
41	Curtis KING (National)	2:04.032	2:15.278	<b>2:12.728</b>	2:13.490	2:15.232	2:18.049	2:18.514	2:21.091	2:22.090	2:18.981	2:17.457	2:15.648	2:15.078	
43	Mackenzie O'BREE (VIC)	1:59.916	2:09.186	<b>2:08.595</b>	2:13.829	2:11.854	2:12.470	2:10.251	2:10.851	2:10.315	2:09.199	2:11.621	2:13.321	2:12.946	
46	Hugh McKAY (TAS)	1:52.617	2:11.255	2:08.288	2:08.255	2:08.587	2:05.415	2:06.704	2:07.330	2:08.227	2:05.690	2:06.174	2:05.602	2:05.987	<b>2:05.002</b>
50	Braeden KREBS (VIC)	2:00.564	2:10.329	2:08.931	2:08.568	2:08.435	2:08.820	2:08.741	2:10.147	2:07.669	2:11.178	<b>2:07.539</b>	2:08.982	2:08.507	
55	Hayden SMITH	1:48.220													
60	Brock FLYNN (WA)	1:53.141	2:09.811	<b>2:06.120</b>	2:49.999	6:24.054									
62	Ryan ALEXANDERSON (QLD)	1:50.530	2:02.419	2:04.336	2:02.178	2:02.522	2:02.355	2:02.077	2:01.548	2:01.970	2:02.099	2:02.311	2:01.525	2:02.268	<b>2:01.267</b>
65	Connor WHITNEY (NSW)	2:01.923	2:15.512	2:16.343	2:15.008	2:14.833	<b>2:13.948</b>	2:14.959	2:16.749	2:17.959	2:42.314	2:17.188	2:21.142	2:24.236	
66	Kayden MINEAR (WA)	1:48.877	2:08.082	2:07.902	2:08.176	2:06.870	2:04.560	2:05.088	2:05.142	2:05.550	2:06.543	2:05.820	2:05.196	2:04.373	<b>2:02.261</b>
70	Ben NOVAK (NSW)	1:45.592	2:05.412	2:05.072	2:05.621	<b>2:04.898</b>	2:05.648	2:07.120	2:07.780	2:06.360	2:06.085	2:07.442	2:08.418	2:06.674	2:13.745
79	Jacob SWEET (VIC)	2:00.993	2:10.737	2:12.533	3:09.420	2:49.299	2:12.686	2:08.469	2:10.119	2:11.539	2:08.622	<b>2:07.509</b>	2:39.350		
86	Reid TAYLOR (NSW)	1:46.225	<b>2:00.930</b>	2:01.855	2:02.417	2:02.073	2:01.920	2:04.272	2:04.367	2:05.013	2:04.602	2:05.058	2:04.104	2:01.783	2:03.558
88	Brodie CONNOLLY (VIC)	1:59.519	2:07.824	2:09.231	2:07.830	2:05.870	2:06.705	2:05.411	2:07.937	2:07.985	<b>2:03.191</b>	2:04.528	2:03.614	2:05.352	2:04.315
101	Jayden CONFORTO (VIC)	2:08.557	2:18.862	2:23.978	<b>2:16.301</b>	2:17.656	2:25.283	2:41.641	2:34.794	2:25.617	2:34.676	2:41.330	2:40.989		
102	Matt MOSS (NSW)	1:52.153	<b>2:03.621</b>	2:03.843	4:14.519										
111	Justin HARROW (NSW)	2:11.332	2:19.683	2:17.166	2:16.878	2:15.478	2:15.701	2:18.249	2:19.263	2:17.026	<b>2:15.390</b>	2:16.487	2:20.285	2:15.522	
151	Aiden BLOOM (TAS)	2:15.259	<b>2:20.524</b>	2:22.116	2:20.864	2:45.520	2:29.054	2:26.343	2:26.383	2:31.804	2:30.077	2:27.145	2:24.090		
185	Ryley FITZPATRICK (QLD)	1:53.513	2:31.657	2:06.673	2:08.662	2:07.972	2:08.682	2:08.519	2:07.047	2:05.770	2:07.534	2:05.495	2:12.882	<b>2:04.015</b>	
199	Nathan CRAWFORD (QLD)	2:01.268	2:06.453	2:04.767	2:03.436	2:01.884	2:00.530	2:00.270	1:59.548	1:59.992	1:59.844	1:59.247	1:58.932	1:58.386	<b>1:56.169</b>
208	Riley FUCSKO (VIC)	2:03.028	2:10.977	2:27.791	2:12.761	2:10.440	<b>2:10.436</b>	2:11.535	2:25.231	2:15.372	2:16.222	2:14.715	2:14.509	2:16.273	
284	John BOVA (NSW)	1:51.260	2:06.366	2:05.299	<b>2:05.113</b>	2:06.614	2:06.859	2:16.847	2:08.915	2:08.490	2:08.223	2:06.275	2:06.514	2:05.319	2:06.529
386	Haruki YOKOYAMA (VIC)	1:54.695	2:05.533	2:05.618	2:05.417	2:07.441	2:05.341	2:05.308	2:04.506	2:06.191	2:08.246	2:06.344	2:04.995	<b>2:03.368</b>	2:04.880

results are provisional until the end of the time limit for protests and appeals.

Chief Timekeeper - Scott Laing

Race Director - Mark Hancock



[www.computime.com.au](http://www.computime.com.au)  
COMPUTIME RACE TIMING SYSTEMS PTY LTD





# Round 4 Maitland - NSW 6 & 7 May 2023

Supported by



PIRELLI MX2

Moto 2

Date: 07/05/23  
Event: R10  
Weather: Sunny - Temp: 12.6C  
Track: Good

Started at: 14:27:01  
Laps: 25 Min + 1 Lap  
Starters: 37  
Posted at: 15:01

## PROVISIONAL SPLIT TIMES

Lap	Split 1	Split 2	Split 3	Lap Time	Lap	Split 1	Split 2	Split 3	Lap Time
<b>1 Wilson TODD (QLD) (3rd)</b>					<b>14 Jesse DOBSON (QLD) (1st)</b>				
1	28.577	34.698	46.184	1:49.459	1	24.401	34.341	44.105	1:42.847
2	43.383	34.583	43.825	2:01.791	2	42.505	33.594	43.713	1:59.812
3	43.506	34.499	44.028	2:02.033	3	42.122	33.753	42.926	1:58.801
4	42.428	34.159	43.302	1:59.889	4	42.030	33.432	<b>42.705</b>	1:58.167
5	42.497	<b>33.703</b>	43.277	1:59.477	5	<b>41.289</b>	<b>33.429</b>	43.004	<b>1:57.722</b>
6	42.851	34.285	43.546	2:00.682	6	42.470	34.243	43.194	1:59.907
7	42.563	33.831	42.865	<b>1:59.259</b>	7	42.280	34.454	43.416	2:00.150
8	43.278	34.014	42.962	2:00.254	8	43.065	34.549	43.753	2:01.367
9	42.978	34.040	42.944	1:59.962	9	43.438	33.950	43.312	2:00.700
10	42.661	33.837	<b>42.799</b>	1:59.297	10	42.344	33.999	43.078	1:59.421
11	42.239	48.857	43.859	2:14.955	11	42.117	34.153	43.520	1:59.790
12	43.173	34.122	42.975	2:00.270	12	42.234	34.045	43.564	1:59.843
13	43.100	33.881	43.589	2:00.570	13	42.567	34.026	43.108	1:59.701
14	<b>42.033</b>	34.175	43.864	2:00.072	14	43.000	34.107	44.346	2:01.453
<b>10 Harrison FOSTER (NSW) (24th)</b>					<b>15 Seth HARDMAN (NSW) (27th)</b>				
1	33.800	40.769	50.383	2:04.952	1	36.157	43.476	49.411	2:09.044
2	50.117	37.569	50.636	2:18.322	2	50.363	38.668	48.232	2:17.263
3	49.555	37.569	49.787	2:16.911	3	49.668	39.218	48.832	2:17.718
4	47.586	38.853	51.054	2:17.493	4	47.715	<b>38.449</b>	49.171	2:15.335
5	47.815	39.831	48.868	2:16.514	5	49.130	39.792	48.269	2:17.191
6	46.943	39.948	49.412	2:16.303	6	47.621	39.021	<b>46.855</b>	<b>2:13.497</b>
7	49.826	40.569	48.982	2:19.377	7	<b>47.353</b>	40.065	49.730	2:17.148
8	49.640	39.571	49.836	2:19.047	8	49.239	39.281	50.568	2:19.088
9	49.486	40.731	48.675	2:18.892	9	49.959	39.514	48.624	2:18.097
10	48.442	39.004	49.073	2:16.519	10	47.895	40.830	49.199	2:17.924
11	48.821	39.692	49.573	2:18.086	11	50.183	38.850	50.011	2:19.044
12	47.396	38.062	46.092	2:11.550	12	49.401	40.454	50.254	2:20.109
13	<b>46.918</b>	<b>37.291</b>	<b>45.702</b>	<b>2:09.911</b>	13	49.945	39.278	50.997	2:20.220
<b>12 Seton BROOMHALL (TAS) (23th)</b>					<b>17 Jarrod WHITNEY (NSW) (DNF)</b>				
1	35.383	40.028	50.061	2:05.472	1	35.036	42.874	52.436	2:10.346
2	48.086	38.865	48.167	2:15.118	2	50.782	<b>39.274</b>	49.106	<b>2:19.162</b>
3	47.802	38.938	48.276	2:15.016	3	1:20.931	44.681	50.713	2:56.325
4	48.347	38.055	47.517	2:13.919	4	50.441	49.098	51.522	2:31.061
5	<b>46.300</b>	<b>37.475</b>	<b>46.709</b>	<b>2:10.484</b>	5	1:54.148	42.998	<b>48.649</b>	3:25.795
6	46.457	37.922	47.558	2:11.937	6	<b>49.320</b>	40.891	58.619	2:28.830
7	47.162	38.194	48.729	2:14.085	7	55.414	43.928	51.903	2:31.245
8	47.572	38.553	49.365	2:15.490	8	50.082	44.925	54.305	2:29.312
9	49.555	39.271	50.167	2:18.993	9	50.602	46.639	50.525	2:27.766
10	48.848	39.715	50.747	2:19.310					
11	48.813	38.936	48.641	2:16.390					
12	47.503	39.077	50.194	2:16.774					
13	50.582	38.679	49.601	2:18.862					
<b>18 Myles GILMORE (WA) (DNF)</b>									
1	30.081	37.796	48.447	1:56.324					
2	46.857	38.223	<b>45.466</b>	<b>2:10.546</b>					

*Scott Laing*  
Chief Timekeeper - Scott Laing

*Mark Hancock*  
Race Director - Mark Hancock







# Round 4 Maitland - NSW 6 & 7 May 2023

Supported by



## PIRELLI MX2

### Moto 2

Date: 07/05/23  
Event: R10  
Weather: Sunny - Temp: 12.6C  
Track: Good

Started at: 14:27:01  
Laps: 25 Min + 1 Lap  
Starters: 37  
Posted at: 15:01

### PROVISIONAL SPLIT TIMES

Lap	Split 1	Split 2	Split 3	Lap Time	Lap	Split 1	Split 2	Split 3	Lap Time
3	<b>44.526</b>	<b>36.092</b>	53.704	2:14.322	9	46.263	36.995	44.729	2:07.987
4	46.965	38.262	46.446	2:11.673	10	44.692	36.398	45.077	2:06.167
5	46.205	38.104	49.876	2:14.185	11	45.314	35.566	45.524	2:06.404
<b>22 Rhys BUDD (QLD) (2nd)</b>					12	44.308	35.257	45.856	2:05.421
1	25.347	34.634	44.695	1:44.676	13	45.640	39.873	45.743	2:11.256
2	42.660	33.829	43.490	1:59.979	<b>27 Liam ATKINSON (WA) (16th)</b>				
3	43.013	33.526	43.287	1:59.826	1	31.003	38.328	49.441	1:58.772
4	<b>42.404</b>	33.551	<b>42.931</b>	<b>1:58.886</b>	2	47.389	37.331	48.100	2:12.820
5	42.839	33.824	43.337	2:00.000	3	45.409	35.480	46.026	2:06.915
6	42.981	33.901	43.486	2:00.368	4	46.504	35.986	46.409	2:08.899
7	42.984	34.154	43.349	2:00.487	5	44.484	35.534	45.956	2:05.974
8	42.577	34.274	43.680	2:00.531	6	44.734	35.759	46.950	2:07.443
9	43.264	35.070	44.041	2:02.375	7	44.525	35.868	47.329	2:07.722
10	43.333	34.329	44.336	2:01.998	8	44.583	35.929	47.041	2:07.553
11	43.300	<b>33.487</b>	43.821	2:00.608	9	44.619	35.658	46.762	2:07.039
12	43.024	33.635	43.603	2:00.262	10	43.736	35.380	<b>45.374</b>	<b>2:04.490</b>
13	42.891	33.869	43.997	2:00.757	11	<b>43.668</b>	35.273	46.012	2:04.953
14	43.575	33.933	45.292	2:02.800	12	44.591	35.573	45.790	2:05.954
<b>24 Chandler BURNS (VIC) (13th)</b>					13	44.134	35.807	45.550	2:05.491
1	30.315	36.704	47.902	1:54.921	14	44.090	<b>34.836</b>	47.144	2:06.070
2	45.184	35.801	45.476	2:06.461	<b>29 Noah FERGUSON (QLD) (4th)</b>				
3	44.558	35.714	45.319	2:05.591	1	32.096	36.522	44.973	1:53.591
4	44.616	36.463	45.568	2:06.647	2	43.309	35.292	42.588	2:01.189
5	44.279	<b>35.027</b>	47.447	2:06.753	3	42.624	34.884	<b>42.010</b>	1:59.518
6	45.568	35.684	45.614	2:06.866	4	<b>42.312</b>	34.837	43.286	2:00.435
7	45.517	35.674	45.554	2:06.745	5	42.588	34.776	42.791	2:00.155
8	48.097	37.343	46.692	2:12.132	6	43.066	35.415	43.573	2:02.054
9	44.014	35.999	45.338	2:05.351	7	43.249	34.333	44.218	2:01.800
10	44.138	35.924	<b>44.764</b>	<b>2:04.826</b>	8	43.171	34.517	43.656	2:01.344
11	44.842	36.319	45.694	2:06.855	9	44.279	34.286	46.284	2:04.849
12	<b>43.846</b>	35.496	45.774	2:05.116	10	43.416	34.299	44.552	2:02.267
13	44.613	35.709	45.888	2:06.210	11	43.073	35.030	43.617	2:01.720
14	44.762	36.056	44.943	2:05.761	12	42.331	34.113	42.807	<b>1:59.251</b>
<b>25 Blake FOX (QLD) (18th)</b>					13	43.530	<b>34.062</b>	43.525	2:01.117
1	31.157	37.575	46.807	1:55.539	14	42.758	34.190	42.624	1:59.572
2	46.421	37.445	45.443	2:09.309	<b>32 Liam ANDREWS (VIC) (8th)</b>				
3	46.139	37.077	46.314	2:09.530	1	27.420	36.669	45.569	1:49.658
4	58.194	35.841	44.220	2:18.255	2	45.185	34.941	44.836	2:04.962
5	44.955	36.725	<b>43.976</b>	2:05.656	3	<b>44.084</b>	35.195	45.127	2:04.406
6	44.987	<b>35.142</b>	54.675	2:14.804	4	45.160	35.106	44.731	2:04.997
7	<b>44.199</b>	36.268	44.594	<b>2:05.061</b>	5	45.119	<b>34.545</b>	44.437	<b>2:04.101</b>
8	44.737	36.653	45.252	2:06.642	6	44.749	35.984	45.971	2:06.704

*Scott Laing*  
Chief Timekeeper - Scott Laing

*Mark Hancock*  
Race Director - Mark Hancock





# Round 4 Maitland - NSW 6 & 7 May 2023

Supported by



## PIRELLI MX2 Moto 2

Date: 07/05/23  
Event: R10  
Weather: Sunny - Temp: 12.6C  
Track: Good

Started at: 14:27:01  
Laps: 25 Min + 1 Lap  
Starters: 37  
Posted at: 15:01

### PROVISIONAL SPLIT TIMES

Lap	Split 1	Split 2	Split 3	Lap Time	Lap	Split 1	Split 2	Split 3	Lap Time
7	45.215	35.181	44.693	2:05.089	5	48.744	37.372	<b>45.738</b>	2:11.854
8	44.792	35.299	44.683	2:04.774	6	48.578	35.883	48.009	2:12.470
9	46.254	35.758	44.549	2:06.561	7	46.794	36.237	47.220	2:10.251
10	44.870	35.782	<b>44.401</b>	2:05.053	8	46.871	36.492	47.488	2:10.851
11	45.882	35.817	45.112	2:06.811	9	46.394	37.564	46.357	2:10.315
12	45.451	36.270	45.405	2:07.126	10	45.822	36.695	46.682	2:09.199
13	45.222	35.834	44.507	2:05.563	11	47.553	36.128	47.940	2:11.621
14	46.471	36.299	45.255	2:08.025	12	47.344	37.246	48.731	2:13.321
					13	<b>45.461</b>	36.581	50.904	2:12.946

#### 38 Thynan KEAN (VIC) (17th)

1	33.588	38.092	46.344	1:58.024
2	1:08.202	37.414	46.162	2:31.778
3	45.454	36.013	44.930	2:06.397
4	44.459	35.080	47.500	2:07.039
5	43.732	35.512	44.945	<b>2:04.189</b>
6	46.298	36.498	45.452	2:08.248
7	44.130	35.637	<b>44.827</b>	2:04.594
8	44.760	35.112	45.407	2:05.279
9	44.641	36.082	44.891	2:05.614
10	43.966	35.386	45.179	2:04.531
11	<b>43.370</b>	35.441	46.773	2:05.584
12	45.444	<b>35.077</b>	45.667	2:06.188
13	44.721	36.082	45.599	2:06.402
14	46.641	36.202	48.275	2:11.118

#### 46 Hugh McKAY (TAS) (14th)

1	28.306	38.095	46.216	1:52.617
2	47.496	37.397	46.362	2:11.255
3	46.123	36.138	46.027	2:08.288
4	46.346	36.093	45.816	2:08.255
5	46.057	36.711	45.819	2:08.587
6	44.900	35.134	45.381	2:05.415
7	45.675	35.577	45.452	2:06.704
8	45.512	35.922	45.896	2:07.330
9	46.303	36.604	45.320	2:08.227
10	<b>44.659</b>	35.303	45.728	2:05.690
11	45.543	35.662	44.969	2:06.174
12	45.501	35.377	<b>44.724</b>	2:05.602
13	45.636	34.540	45.811	2:05.987
14	45.278	<b>34.535</b>	45.189	<b>2:05.002</b>

#### 41 Curtis KING (National) (25th)

1	34.387	39.122	50.523	2:04.032
2	48.661	38.165	48.452	2:15.278
3	46.766	37.668	48.294	<b>2:12.728</b>
4	47.128	38.802	47.560	2:13.490
5	<b>46.556</b>	39.565	49.111	2:15.232
6	46.997	40.453	50.599	2:18.049
7	49.569	39.360	49.585	2:18.514
8	52.354	39.994	48.743	2:21.091
9	51.919	41.894	48.277	2:22.090
10	52.160	38.500	48.321	2:18.981
11	49.869	<b>37.259</b>	50.329	2:17.457
12	48.912	39.343	<b>47.393</b>	2:15.648
13	48.985	37.753	48.340	2:15.078

#### 50 Braeden KREBS (VIC) (19th)

1	33.616	39.985	46.963	2:00.564
2	45.603	37.716	47.010	2:10.329
3	46.175	37.058	45.698	2:08.931
4	46.488	36.589	45.491	2:08.568
5	45.606	36.993	45.836	2:08.435
6	45.510	<b>36.551</b>	46.759	2:08.820
7	45.186	36.680	46.875	2:08.741
8	46.004	36.973	47.170	2:10.147
9	<b>44.828</b>	37.493	45.348	2:07.669
10	46.483	38.124	46.571	2:11.178
11	44.960	37.413	45.166	<b>2:07.539</b>
12	45.012	37.762	46.208	2:08.982
13	46.021	37.781	<b>44.705</b>	2:08.507

#### 43 Mackenzie O'BREE (VIC) (21th)

1	31.723	38.468	49.725	1:59.916
2	46.887	<b>35.474</b>	46.825	2:09.186
3	46.353	35.826	46.416	<b>2:08.595</b>
4	48.491	37.498	47.840	2:13.829

#### 55 Hayden SMITH (DNF)

1	26.650	36.105	45.465	1:48.220
---	--------	--------	--------	----------

#### 60 Brock FLYNN (WA) (DNF)

Chief Timekeeper - Scott Laing

Race Director - Mark Hancock



[www.computime.com.au](http://www.computime.com.au)  
COMPUTIME RACE TIMING SYSTEMS PTY LTD





# Round 4 Maitland - NSW 6 & 7 May 2023

Supported by



## PIRELLI MX2 Moto 2

Date: 07/05/23  
Event: R10  
Weather: Sunny - Temp: 12.6C  
Track: Good


Started at: 14:27:01  
Laps: 25 Min + 1 Lap  
Starters: 37  
Posted at: 15:01

### PROVISIONAL SPLIT TIMES

Lap	Split 1	Split 2	Split 3	Lap Time	Lap	Split 1	Split 2	Split 3	Lap Time
1	28.777	38.052	46.312	1:53.141	8	44.566	35.090	45.486	2:05.142
2	45.720	36.893	47.198	2:09.811	9	44.900	35.643	45.007	2:05.550
3	<b>45.017</b>	35.854	<b>45.249</b>	<b>2:06.120</b>	10	44.433	36.045	46.065	2:06.543
4	45.565	<b>35.254</b>	1:29.180	2:49.999	11	44.263	36.039	45.518	2:05.820
5	4:30.330	44.870	1:08.854	6:24.054	12	<b>43.949</b>	35.582	45.665	2:05.196
<b>62 Ryan ALEXANDERSON (QLD) (6th)</b>					13	44.017	35.665	44.691	2:04.373
1	29.263	36.448	44.819	1:50.530	14	44.028	<b>34.892</b>	<b>43.341</b>	<b>2:02.261</b>
2	<b>43.033</b>	34.930	44.456	2:02.419	<b>70 Ben NOVAK (NSW) (11th)</b>				
3	43.922	34.512	45.902	2:04.336	1	25.737	35.002	44.853	1:45.592
4	43.341	34.701	44.136	2:02.178	2	45.308	35.331	44.773	2:05.412
5	43.977	34.912	43.633	2:02.522	3	44.913	<b>34.963</b>	45.196	2:05.072
6	44.297	34.157	43.901	2:02.355	4	45.952	35.631	<b>44.038</b>	2:05.621
7	43.817	34.379	43.881	2:02.077	5	45.082	35.138	44.678	<b>2:04.898</b>
8	43.642	34.023	43.883	2:01.548	6	45.456	35.654	44.538	2:05.648
9	44.068	34.122	43.780	2:01.970	7	45.236	35.830	46.054	2:07.120
10	44.727	<b>33.348</b>	44.024	2:02.099	8	46.423	35.926	45.431	2:07.780
11	43.832	34.054	44.425	2:02.311	9	45.753	35.805	44.802	2:06.360
12	44.159	33.695	43.671	2:01.525	10	44.711	35.881	45.493	2:06.085
13	44.134	34.686	<b>43.448</b>	2:02.268	11	45.534	36.191	45.717	2:07.442
14	43.360	34.322	43.585	<b>2:01.267</b>	12	45.882	35.740	46.796	2:08.418
<b>65 Connor WHITNEY (NSW) (28th)</b>					13	<b>44.516</b>	36.464	45.694	2:06.674
1	31.674	42.795	47.454	2:01.923	14	48.495	37.196	48.054	2:13.745
2	47.820	38.188	49.504	2:15.512	<b>79 Jacob SWEET (VIC) (29th)</b>				
3	49.374	<b>38.159</b>	48.810	2:16.343	1	33.222	37.477	50.294	2:00.993
4	48.918	38.302	47.788	2:15.008	2	46.184	38.552	46.001	2:10.737
5	48.682	39.049	47.102	2:14.833	3	46.943	37.993	47.597	2:12.533
6	<b>46.818</b>	39.149	47.981	<b>2:13.948</b>	4	1:35.157	48.750	45.513	3:09.420
7	47.824	38.988	48.147	2:14.959	5	1:02.829	37.986	1:08.484	2:49.299
8	48.704	39.341	48.704	2:16.749	6	48.999	38.088	45.599	2:12.686
9	50.961	38.503	48.495	2:17.959	7	<b>44.859</b>	38.089	45.521	2:08.469
10	1:11.797	42.048	48.469	2:42.314	8	46.275	37.762	46.082	2:10.119
11	48.849	39.046	49.293	2:17.188	9	46.674	38.066	46.799	2:11.539
12	54.215	38.964	47.963	2:21.142	10	47.117	37.033	44.472	2:08.622
13	58.747	39.414	<b>46.075</b>	2:24.236	11	46.184	<b>36.858</b>	<b>44.467</b>	<b>2:07.509</b>
<b>66 Kayden MINEAR (WA) (9th)</b>					12	1:00.935	41.015	57.400	2:39.350
1	27.077	37.102	44.698	1:48.877	<b>86 Reid TAYLOR (NSW) (7th)</b>				
2	46.155	35.623	46.304	2:08.082	1	25.888	35.606	44.731	1:46.225
3	45.967	36.376	45.559	2:07.902	2	<b>42.682</b>	34.956	43.292	<b>2:00.930</b>
4	46.269	35.942	45.965	2:08.176	3	43.180	35.144	43.531	2:01.855
5	45.434	35.072	46.364	2:06.870	4	43.908	35.653	<b>42.856</b>	2:02.417
6	44.827	35.101	44.632	2:04.560	5	43.485	34.742	43.846	2:02.073
7	45.180	34.977	44.931	2:05.088	6	43.763	34.980	43.177	2:01.920

*Scott Laing*  
Chief Timekeeper - Scott Laing

*Mark Hancock*  
Race Director - Mark Hancock





# Round 4 Maitland - NSW 6 & 7 May 2023

Supported by



PIRELLI MX2

Moto 2

Date: 07/05/23  
Event: R10  
Weather: Sunny - Temp: 12.6C  
Track: Good

Started at: 14:27:01  
Laps: 25 Min + 1 Lap  
Starters: 37  
Posted at: 15:01

## PROVISIONAL SPLIT TIMES

Lap	Split 1	Split 2	Split 3	Lap Time	Lap	Split 1	Split 2	Split 3	Lap Time
7					111 Justin HARROW (NSW) (26th)				
7	43.725	35.780	44.767	2:04.272	1	36.376	43.254	51.702	2:11.332
8	44.739	36.009	43.619	2:04.367	2	50.071	38.998	50.614	2:19.683
9	44.141	35.580	45.292	2:05.013	3	50.472	38.672	48.022	2:17.166
10	44.481	36.041	44.080	2:04.602	4	49.373	39.490	48.015	2:16.878
11	45.337	36.286	43.435	2:05.058	5	48.240	39.210	48.028	2:15.478
12	43.679	34.445	45.980	2:04.104	6	<b>47.307</b>	39.787	48.607	2:15.701
13	43.351	<b>34.249</b>	44.183	2:01.783	7	49.342	40.172	48.735	2:18.249
14	44.584	34.657	44.317	2:03.558	8	50.760	39.617	48.886	2:19.263
88 Brodie CONNOLLY (VIC) (12th)					9	49.602	39.145	48.279	2:17.026
1	32.246	39.070	48.203	1:59.519	10	47.902	39.747	<b>47.741</b>	<b>2:15.390</b>
2	45.201	38.054	44.569	2:07.824	11	48.156	40.486	47.845	2:16.487
3	46.404	35.364	47.463	2:09.231	12	49.135	40.452	50.698	2:20.285
4	45.972	36.655	45.203	2:07.830	13	49.022	<b>37.672</b>	48.828	2:15.522
5	44.822	36.897	44.151	2:05.870	151 Aiden BLOOM (TAS) (30th)				
6	45.251	36.405	45.049	2:06.705	1	34.814	41.723	58.722	2:15.259
7	44.714	35.863	44.834	2:05.411	2	50.456	<b>39.736</b>	50.332	<b>2:20.524</b>
8	45.973	36.625	45.339	2:07.937	3	51.477	41.208	<b>49.431</b>	2:22.116
9	45.987	36.486	45.512	2:07.985	4	<b>50.339</b>	39.757	50.768	2:20.864
10	44.566	35.311	<b>43.314</b>	<b>2:03.191</b>	5	51.175	1:02.937	51.408	2:45.520
11	44.254	<b>35.017</b>	45.257	2:04.528	6	53.256	42.156	53.642	2:29.054
12	43.880	35.205	44.529	2:03.614	7	52.145	42.787	51.411	2:26.343
13	45.055	35.514	44.783	2:05.352	8	52.751	40.772	52.860	2:26.383
14	<b>43.644</b>	35.244	45.427	2:04.315	9	53.844	43.317	54.643	2:31.804
101 Jayden CONFORTO (VIC) (31th)					10	52.017	43.560	54.500	2:30.077
1	34.937	43.408	50.212	2:08.557	11	51.024	41.663	54.458	2:27.145
2	49.601	40.188	49.073	2:18.862	12	52.808	41.261	50.021	2:24.090
3	55.147	38.280	50.551	2:23.978	185 Ryley FITZPATRICK (QLD) (20th)				
4	<b>48.628</b>	38.088	49.585	<b>2:16.301</b>	1	28.953	38.985	45.575	1:53.513
5	51.082	<b>37.914</b>	<b>48.660</b>	2:17.656	2	45.990	36.724	1:08.943	2:31.657
6	51.438	41.431	52.414	2:25.283	3	45.042	35.914	45.717	2:06.673
7	57.436	48.660	55.545	2:41.641	4	45.780	37.070	45.812	2:08.662
8	55.551	46.539	52.704	2:34.794	5	45.848	36.662	45.462	2:07.972
9	53.164	40.744	51.709	2:25.617	6	46.022	37.425	45.235	2:08.682
10	53.398	45.718	55.560	2:34.676	7	46.122	36.889	45.508	2:08.519
11	59.610	43.095	58.625	2:41.330	8	46.171	35.924	44.952	2:07.047
12	53.882	50.057	57.050	2:40.989	9	45.158	36.221	44.391	2:05.770
102 Matt MOSS (NSW) (DNF)					10	45.460	36.840	45.234	2:07.534
1	29.335	36.521	46.297	1:52.153	11	44.691	<b>34.708</b>	46.096	2:05.495
2	<b>43.491</b>	<b>35.685</b>	44.445	<b>2:03.621</b>	12	<b>44.277</b>	36.343	52.262	2:12.882
3	44.930	35.820	<b>43.093</b>	2:03.843	13	45.079	35.827	<b>43.109</b>	<b>2:04.015</b>
4	2:21.331	1:53.188		4:14.519	199 Nathan CRAWFORD (QLD) (5th)				

*Scott Laing*  
Chief Timekeeper - Scott Laing

*Mark Hancock*  
Race Director - Mark Hancock







# Round 4 Maitland - NSW 6 & 7 May 2023

Supported by



## PIRELLI MX2 Moto 2

Date: 07/05/23  
Event: R10  
Weather: Sunny - Temp: 12.6C  
Track: Good

Started at: 14:27:01  
Laps: 25 Min + 1 Lap  
Starters: 37  
Posted at: 15:01

### PROVISIONAL SPLIT TIMES

Lap	Split 1	Split 2	Split 3	Lap Time	Lap	Split 1	Split 2	Split 3	Lap Time
1	26.860	34.774	59.634	2:01.268	2	<b>44.966</b>	35.464	45.936	2:06.366
2	46.248	35.706	44.499	2:06.453	3	45.623	<b>34.440</b>	45.236	2:05.299
3	44.200	35.122	45.445	2:04.767	4	45.572	35.198	44.343	<b>2:05.113</b>
4	44.291	34.727	44.418	2:03.436	5	45.821	35.768	45.025	2:06.614
5	43.511	35.559	42.814	2:01.884	6	45.097	36.368	45.394	2:06.859
6	42.636	35.090	42.804	2:00.530	7	55.779	36.350	44.718	2:16.847
7	42.339	34.406	43.525	2:00.270	8	46.905	36.274	45.736	2:08.915
8	43.155	33.533	42.860	1:59.548	9	45.526	36.531	46.433	2:08.490
9	42.491	33.316	44.185	1:59.992	10	46.346	35.798	46.079	2:08.223
10	42.683	34.351	42.810	1:59.844	11	45.585	36.156	44.534	2:06.275
11	42.263	33.548	43.436	1:59.247	12	45.671	36.560	<b>44.283</b>	2:06.514
12	42.196	33.967	42.769	1:58.932	13	45.204	35.730	44.385	2:05.319
13	42.385	33.264	42.737	1:58.386	14	45.268	36.261	45.000	2:06.529
14	<b>41.287</b>	<b>32.182</b>	<b>42.700</b>	<b>1:56.169</b>					

#### 208 Riley FUCSKO (VIC) (22th)

1	34.190	38.160	50.678	2:03.028
2	47.179	<b>36.420</b>	47.378	2:10.977
3	1:01.624	37.900	48.267	2:27.791
4	47.394	36.921	48.446	2:12.761
5	46.208	36.969	47.263	2:10.440
6	<b>45.793</b>	37.517	<b>47.126</b>	<b>2:10.436</b>
7	46.627	37.471	47.437	2:11.535
8	59.625	37.438	48.168	2:25.231
9	50.083	37.335	47.954	2:15.372
10	47.920	39.112	49.190	2:16.222
11	48.846	37.897	47.972	2:14.715
12	48.275	37.311	48.923	2:14.509
13	48.772	38.024	49.477	2:16.273

#### 386 Haruki YOKOYAMA (VIC) (10th)

1	30.440	37.884	46.371	1:54.695
2	44.423	36.075	45.035	2:05.533
3	44.251	36.124	45.243	2:05.618
4	44.484	35.855	45.078	2:05.417
5	45.365	35.619	46.457	2:07.441
6	44.878	35.806	44.657	2:05.341
7	44.846	35.800	44.662	2:05.308
8	44.285	35.721	44.500	2:04.506
9	44.787	36.391	45.013	2:06.191
10	45.533	36.890	45.823	2:08.246
11	45.632	36.023	44.689	2:06.344
12	43.966	<b>35.221</b>	45.808	2:04.995
13	<b>43.786</b>	35.949	<b>43.633</b>	<b>2:03.368</b>
14	44.230	35.605	45.045	2:04.880

#### 284 John BOVA (NSW) (15th)

1	27.971	37.357	45.932	1:51.260
---	--------	--------	--------	----------

results are provisional until the end of the time limit for protests and appeals.

  
Chief Timekeeper - Scott Laing

  
Race Director - Mark Hancock



[www.computime.com.au](http://www.computime.com.au)  
COMPUTIME RACE TIMING SYSTEMS PTY LTD





**Round 4  
Maitland - NSW  
6 & 7 May 2023**

Supported by



**PIRELLI MX2  
Moto 2**

Date: 07/05/23  
Event: R10  
Weather: Sunny - Temp: 12.6C  
Track: Good

Started at: 14:27:01  
Laps: 25 Min + 1 Lap  
Starters: 37  
Posted at: 15:01

**PROVISIONAL FASTEST LAPS SEQUENCE**

Lap	Race Pos	No	Name	Machine	Fastest Lap	On Lap
2	1	14	Jesse DOBSON (QLD)	Yamaha YZF 250	1:59.812	2
3	1	14	Jesse DOBSON (QLD)	Yamaha YZF 250	1:58.801	3
4	1	14	Jesse DOBSON (QLD)	Yamaha YZF 250	1:58.167	4
5	1	14	Jesse DOBSON (QLD)	Yamaha YZF 250	1:57.722	5
14	9	199	Nathan CRAWFORD (QLD)	KTM SXF 250	1:56.169	14

results are provisional until the end of the time limit for protests and appeals.

  
Chief Timekeeper - Scott Laing

  
Race Director - Mark Hancock





# Round 4 Maitland - NSW 6 & 7 May 2023



PIRELLI MX2

Moto 2

Supported by



Date: 07/05/23  
Event: R10  
Weather: Sunny - Temp: 12.6C  
Track: Good

Started at: 14:27:01  
Laps: 25 Min + 1 Lap  
Starters: 37  
Posted at: 15:01

## PROVISIONAL LAP SHEET

No	Lap Time	Gap	No	Lap Time	Gap	No	Lap Time	Gap	No	Lap Time	Gap	No	Lap Time	Gap
<b>Lap 1</b>			12	2:05.472	22.625	65	2:15.512	34.776	27	2:06.915	37.047	88	2:07.830	44.777
14	1:42.847		101	2:08.557	25.710	41	2:15.278	36.651	50	2:08.931	38.364	27	2:08.899	47.779
22	1:44.676	1.829	15	2:09.044	26.197	12	2:15.118	37.931	18	2:14.322	39.732	50	2:08.568	48.765
70	1:45.592	2.745	17	2:10.346	27.499	10	2:18.322	40.615	79	2:12.533	42.803	43	2:13.829	51.899
86	1:46.225	3.378	111	2:11.332	28.485	185	2:31.657	42.511	185	2:06.673	50.383	25	2:18.255	53.006
55	1:48.220	5.373	151	2:15.259	32.412	15	2:17.263	43.648	41	2:12.728	50.578	18	2:11.673	53.238
66	1:48.877	6.030	<b>Lap 2</b>			101	2:18.862	44.760	65	2:16.343	52.318	185	2:08.662	1:00.87
1	1:49.459	6.612	14	1:59.812		17	2:19.162	46.849	12	2:15.016	54.146	38	2:07.039	1:03.61
32	1:49.658	6.811	22	1:59.979	1.996	38	2:31.778	47.143	38	2:06.397	54.739	41	2:13.490	1:05.90
62	1:50.530	7.683	86	2:00.930	4.496	111	2:19.683	48.356	10	2:16.911	58.725	65	2:15.008	1:09.15
284	1:51.260	8.413	70	2:05.412	8.345	151	2:20.524	53.124	208	2:27.791	1:00.33	12	2:13.919	1:09.89
102	1:52.153	9.306	1	2:01.791	8.591	<b>Lap 3</b>			15	2:17.718	1:02.56	208	2:12.761	1:14.93
46	1:52.617	9.770	62	2:02.419	10.290	14	1:58.801		111	2:17.166	1:06.72	10	2:17.493	1:18.05
60	1:53.141	10.294	32	2:04.962	11.961	22	1:59.826	3.021	101	2:23.978	1:09.93	60	2:49.999	1:19.44
185	1:53.513	10.666	29	2:01.189	12.121	86	2:01.855	7.550	151	2:22.116	1:16.43	15	2:15.335	1:19.73
29	1:53.591	10.744	102	2:03.621	13.115	1	2:02.033	11.823	17	2:56.325	1:44.37	111	2:16.878	1:25.43
386	1:54.695	11.848	66	2:08.082	14.300	29	1:59.518	12.838	<b>Lap 4</b>			101	2:16.301	1:28.07
24	1:54.921	12.074	284	2:06.366	14.967	70	2:05.072	14.616	14	1:58.167		151	2:20.864	1:39.13
25	1:55.539	12.692	386	2:05.533	17.569	62	2:04.336	15.825	22	1:58.886	3.740	79	3:09.420	1:54.05
18	1:56.324	13.477	24	2:06.461	18.723	32	2:04.406	17.566	86	2:02.417	11.800	<b>Lap 5</b>		
38	1:58.024	15.177	60	2:09.811	20.293	102	2:03.843	18.157	1	1:59.889	13.545	14	1:57.722	
27	1:58.772	15.925	46	2:11.255	21.213	284	2:05.299	21.465	29	2:00.435	15.106	22	2:00.000	6.018
88	1:59.519	16.672	25	2:09.309	22.189	66	2:07.902	23.401	62	2:02.178	19.836	1	1:59.477	15.300
43	1:59.916	17.069	18	2:10.546	24.211	386	2:05.618	24.386	70	2:05.621	22.070	86	2:02.073	16.151
50	2:00.564	17.717	88	2:07.824	24.684	24	2:05.591	25.513	32	2:04.997	24.396	29	2:00.155	17.539
79	2:00.993	18.146	199	2:06.453	25.062	60	2:06.120	27.612	284	2:05.113	28.411	17	2:31.061	1 lap
199	2:01.268	18.421	43	2:09.186	26.443	46	2:08.288	30.700	386	2:05.417	31.636	62	2:02.522	24.636
65	2:01.923	19.076	50	2:10.329	28.234	199	2:04.767	31.028	66	2:08.176	33.410	70	2:04.898	29.246
208	2:03.028	20.181	27	2:12.820	28.933	25	2:09.530	32.918	24	2:06.647	33.993	32	2:04.101	30.775
41	2:04.032	21.185	79	2:10.737	29.071	88	2:09.231	35.114	199	2:03.436	36.297	102	4:14.519	1 lap
10	2:04.952	22.105	208	2:10.977	31.346	43	2:08.595	36.237	46	2:08.255	40.788	284	2:06.614	37.303

*Scott Laing*  
Chief Timekeeper - Scott Laing

*Mark Hancock*  
Race Director - Mark Hancock





# Round 4 Maitland - NSW 6 & 7 May 2023



PIRELLI MX2

Moto 2

Supported by



Date: 07/05/23  
Event: R10  
Weather: Sunny - Temp: 12.6C  
Track: Good

Started at: 14:27:01  
Laps: 25 Min + 1 Lap  
Starters: 37  
Posted at: 15:01

## PROVISIONAL LAP SHEET

No	Lap Time	Gap	No	Lap Time	Gap	No	Lap Time	Gap	No	Lap Time	Gap	No	Lap Time	Gap
199	2:01.884	40.459	199	2:00.530	41.082	70	2:07.120	41.957	62	2:01.548	29.192	62	2:01.970	30.462
386	2:07.441	41.355	284	2:06.859	44.255	32	2:05.089	42.511	199	1:59.548	39.383	111	2:19.263	1 lap
66	2:06.870	42.558	79	2:49.299	1 lap	386	2:05.308	51.947	32	2:04.774	45.918	199	1:59.992	38.675
24	2:06.753	43.024	386	2:05.341	46.789	66	2:05.088	52.149	70	2:07.780	48.370	17	2:31.245	2 laps
46	2:08.587	51.653	66	2:04.560	47.211	151	2:29.054	1 lap	101	2:41.641	1 lap	32	2:06.561	51.779
88	2:05.870	52.925	24	2:06.866	49.983	24	2:06.745	56.578	386	2:04.506	55.086	70	2:06.360	54.030
27	2:05.974	56.031	46	2:05.415	57.161	79	2:12.686	1 lap	66	2:05.142	55.924	386	2:06.191	1:00.57
50	2:08.435	59.478	88	2:06.705	59.723	284	2:16.847	1:00.95	79	2:08.469	1 lap	66	2:05.550	1:00.77
25	2:05.656	1:00.94	27	2:07.443	1:03.56	46	2:06.704	1:03.71	24	2:12.132	1:07.34	24	2:05.351	1:11.99
43	2:11.854	1:06.03	50	2:08.820	1:08.39	88	2:05.411	1:04.98	284	2:08.915	1:08.50	79	2:10.119	1 lap
18	2:14.185	1:09.70	25	2:14.804	1:15.83	27	2:07.722	1:11.13	46	2:07.330	1:09.67	284	2:08.490	1:16.29
38	2:04.189	1:10.07	38	2:08.248	1:18.41	50	2:08.741	1:16.98	88	2:07.937	1:11.55	46	2:08.227	1:17.20
185	2:07.972	1:11.12	43	2:12.470	1:18.59	25	2:05.061	1:20.74	27	2:07.553	1:17.32	88	2:07.985	1:18.83
12	2:10.484	1:22.66	185	2:08.682	1:19.90	38	2:04.594	1:22.86	151	2:26.343	1 lap	27	2:07.039	1:23.66
41	2:15.232	1:23.41	12	2:11.937	1:34.69	185	2:08.519	1:28.27	50	2:10.147	1:25.76	101	2:34.794	1 lap
65	2:14.833	1:26.27	208	2:10.436	1:38.17	43	2:10.251	1:28.69	25	2:06.642	1:26.02	38	2:05.614	1:31.68
208	2:10.440	1:27.64	65	2:13.948	1:40.31	60	6:24.054	2 laps	38	2:05.279	1:26.77	50	2:07.669	1:32.73
10	2:16.514	1:36.84	41	2:18.049	1:41.55	12	2:14.085	1:48.62	185	2:07.047	1:33.95	25	2:07.987	1:33.31
15	2:17.191	1:39.20	17	3:25.795	1 lap	208	2:11.535	1:49.56	43	2:10.851	1:38.17	185	2:05.770	1:39.02
111	2:15.478	1:43.18	15	2:13.497	1:52.79	65	2:14.959	1:55.12				151	2:26.383	1 lap
101	2:17.656	1:48.00	10	2:16.303	1:53.23	41	2:18.514	1:59.91				43	2:10.315	1:47.79
			111	2:15.701	1:58.98				Lap 9					
Lap 6			Lap 7			Lap 8			14	2:00.700		Lap 10		
14	1:59.907		14	2:00.150		14	2:01.367		12	2:15.490	1 lap	14	1:59.421	
22	2:00.368	6.479	22	2:00.487	6.816	22	2:00.531	5.980	22	2:02.375	7.655	22	2:01.998	10.232
1	2:00.682	16.075	101	2:25.283	1 lap	15	2:17.148	1 lap	65	2:16.749	1 lap	1	1:59.297	13.209
86	2:01.920	18.164	1	1:59.259	15.184	10	2:19.377	1 lap	208	2:25.231	1 lap	12	2:18.993	1 lap
29	2:02.054	19.686	29	2:01.800	21.336	17	2:28.830	2 laps	1	1:59.962	13.333	29	2:02.267	28.308
151	2:45.520	1 lap	1	2:00.254	14.071	1	2:00.254	14.071	41	2:21.091	1 lap	29	2:02.077	28.308
62	2:02.355	27.084	86	2:04.272	22.286	111	2:18.249	1 lap	29	2:04.849	25.462	65	2:17.959	1 lap
70	2:05.648	34.987	62	2:02.077	29.011	29	2:01.344	21.313	15	2:19.088	1 lap	208	2:15.372	1 lap
32	2:06.704	37.572	199	2:00.270	41.202	86	2:04.367	25.286	10	2:19.047	1 lap	62	2:02.099	33.140
									86	2:05.013	29.599	86	2:04.602	34.780

*Scott Laing*  
Chief Timekeeper - Scott Laing

*Mark Hancock*  
Race Director - Mark Hancock



[www.computime.com.au](http://www.computime.com.au)  
COMPUTIME RACE TIMING SYSTEMS PTY LTD







## Round 4 Maitland - NSW 6 & 7 May 2023

Supported by



### PIRELLI MX2

### Moto 2

Date: 07/05/23  
 Event: R10  
 Weather: Sunny - Temp: 12.6C  
 Track: Good

Started at: 14:27:01  
 Laps: 25 Min + 1 Lap  
 Starters: 37  
 Posted at: 15:01

## PROVISIONAL LAP SHEET

No	Lap Time	Gap	No	Lap Time	Gap	No	Lap Time	Gap	No	Lap Time	Gap	No	Lap Time	Gap			
199	1:59.844	39.098	12	2:19.310	1 lap	86	2:04.104	44.309	86	2:01.783	46.391	62	2:01.267	39.724			
41	2:22.090	1 lap	208	2:16.222	1 lap	151	2:30.077	2 laps	101	2:41.330	2 laps	86	2:03.558	48.496			
15	2:18.097	1 lap	41	2:18.981	1 lap	12	2:16.390	1 lap	12	2:16.774	1 lap	32	2:08.025	1:24.14			
10	2:18.892	1 lap	15	2:17.924	1 lap	208	2:14.715	1 lap	208	2:14.509	1 lap	66	2:02.261	1:24.75			
111	2:17.026	1 lap	32	2:06.811	1:04.43	32	2:07.126	1:11.71	151	2:27.145	2 laps	386	2:04.880	1:28.20			
32	2:05.053	57.411	10	2:16.519	1 lap	70	2:08.418	1:16.92	32	2:05.563	1:17.57	208	2:16.273	1 lap			
70	2:06.085	1:00.69	111	2:15.390	1 lap	41	2:17.457	1 lap	70	2:06.674	1:23.89	12	2:18.862	1 lap			
66	2:06.543	1:07.89	70	2:07.442	1:08.34	66	2:05.196	1:19.27	66	2:04.373	1:23.95	70	2:13.745	1:36.18			
386	2:08.246	1:09.40	65	2:42.314	1 lap	386	2:04.995	1:21.10	386	2:03.368	1:24.77	151	2:24.090	2 laps			
17	2:29.312	2 laps	66	2:05.820	1:13.92	15	2:19.044	1 lap	41	2:15.648	1 lap	88	2:04.315	1:39.63			
24	2:04.826	1:17.39	386	2:06.344	1:15.95	10	2:18.086	1 lap	10	2:11.550	1 lap	24	2:05.761	1:40.55			
88	2:03.191	1:22.60	24	2:06.855	1:24.46	111	2:16.487	1 lap	24	2:06.210	1:36.24	10	2:09.911	1 lap			
46	2:05.690	1:23.47	88	2:04.528	1:27.34	65	2:17.188	1 lap	88	2:05.352	1:36.76	46	2:05.002	1:45.45			
284	2:08.223	1:25.09	46	2:06.174	1:29.85	24	2:05.116	1:29.73	46	2:05.987	1:41.90	41	2:15.078	1 lap			
79	2:11.539	1 lap	284	2:06.275	1:31.57	88	2:03.614	1:31.11	15	2:20.109	1 lap	284	2:06.529	1:48.94			
27	2:04.490	1:28.73	27	2:04.953	1:33.89	46	2:05.602	1:35.61	284	2:05.319	1:43.86	101	2:40.989	2 laps			
38	2:04.531	1:36.79	79	2:08.622	1 lap	284	2:06.514	1:38.24	111	2:20.285	1 lap	27	2:06.070	1:50.41			
25	2:06.167	1:40.05	17	2:27.766	2 laps	27	2:05.954	1:40.00	27	2:05.491	1:45.79	111	2:15.522	1 lap			
50	2:11.178	1:44.48	38	2:05.584	1:42.59	79	2:07.509	1 lap	65	2:21.142	1 lap	15	2:20.220	1 lap			
185	2:07.534	1:47.13	25	2:06.404	1:46.67	38	2:06.188	1:48.93	38	2:06.402	1:55.63	38	2:11.118	2:05.30			
101	2:25.617	1 lap	50	2:07.539	1:52.23	25	2:05.421	1:52.24				65	2:24.236	1 lap			
43	2:09.199	1:57.57	185	2:05.495	1:52.84				<b>Lap 14</b>								
						<b>Lap 13</b>											
						14	1:59.701		14	2:01.453							
<b>Lap 11</b>						<b>Lap 12</b>											
14	1:59.790			14	1:59.843			14	1:59.701	25	2:11.256	1 lap					
22	2:00.608	11.050			43	2:11.621	1 lap	50	2:08.982	1 lap	50	2:08.507	1 lap				
151	2:31.804	2 laps			22	2:00.262	11.469	185	2:12.882	1 lap	185	2:04.015	1 lap				
1	2:14.955	28.374			1	2:00.270	28.801	22	2:00.757	12.525	22	2:02.800	13.872				
29	2:01.720	30.238			101	2:34.676	2 laps	43	2:13.321	1 lap	79	2:39.350	2 laps				
62	2:02.311	35.661			29	1:59.251	29.646	1	2:00.570	29.670	1	2:00.072	28.289				
199	1:59.247	38.555			62	2:01.525	37.343	29	2:01.117	31.062	29	1:59.572	29.181				
86	2:05.058	40.048			199	1:58.932	37.644	199	1:58.386	36.329	199	1:56.169	31.045				
												43	2:12.946	1 lap			

results are provisional until the end of the time limit for protests and appeals.



Chief Timekeeper - Scott Laing



Race Director - Mark Hancock

[www.computime.com.au](http://www.computime.com.au)

COMPUTIME RACE TIMING SYSTEMS PTY LTD






# Round 4 Maitland - NSW 6 & 7 May 2023

Supported by



## PIRELLI MX2 Moto 2

Date: 07/05/23  
Event: R10  
Weather: Sunny - Temp: 12.6C  
Track: Good

Started at: 14:27:01  
Laps: 25 Min + 1 Lap  
Starters: 37  
Posted at: 15:01

### PROVISIONAL LAP CHART

Name	Grid	1	2	3	4	5	6	7	8	9	10	11	12	13	14	Name
J. DOBSON	11	11	11	11	11	11	11	11	11	11	11	11	11	11	11	J. DOBSON
R. BUDD	22	22	22	22	22	22	22	22	22	22	22	22	22	22	22	R. BUDD
W. TODD	1	70	86	86	86	1	1	1	1	1	1	1	1	1	1	W. TODD
N. CRAWFORD	199	86	70	1	1	86	86	29	29	29	29	29	29	29	29	N. FERGUSON
J. COSFORD	754	55	1	29	29	29	29	86	86	86	62	62	62	199	199	N. CRAWFORD
N. FERGUSON	29	66	62	70	62	62	62	62	62	62	86	199	199	62	62	R. ALEXANDERSON
M. MOSS	102	1	32	62	70	70	70	199	199	199	199	86	86	86	86	R. TAYLOR
R. ALEXANDERSON	62	32	29	32	32	32	32	70	32	32	32	32	32	32	32	L. ANDREWS
R. TAYLOR	86	62	102	102	284	284	199	32	70	70	70	70	70	70	70	K. MINEAR
L. ANDREWS	32	284	66	284	386	199	284	386	386	386	66	66	66	66	386	H. YOKOYAMA
K. BARHAM	16	102	284	66	66	386	386	66	66	66	386	386	386	386	70	B. NOVAK
B. FOX	25	46	386	386	24	66	66	24	24	24	24	24	24	24	24	B. CONNOLLY
K. MINEAR	66	66	24	24	199	24	24	284	284	284	88	88	88	88	24	C. BURNS
H. YOKOYAMA	386	185	60	60	46	46	46	46	46	46	46	46	46	46	46	H. MCKAY
H. MCKAY	46	29	46	46	88	88	88	88	88	88	284	284	284	284	284	J. BOVA
M. GILMORE	18	386	25	199	27	27	27	27	27	27	27	27	27	27	27	L. ATKINSON
J. SWEET	79	24	18	25	50	50	50	50	50	38	38	38	38	38	38	T. KEAN
B. CONNOLLY	88	25	88	88	43	25	25	25	25	50	25	25	25	25	25	B. FOX
T. KEAN	38	18	199	43	25	43	38	38	38	25	50	50	50	50	50	B. KREBS
J. BOVA	284	38	43	27	18	18	43	185	185	185	185	185	185	185	185	R. FITZPATRICK
B. FLYNN	60	27	50	50	185	38	185	43	43	43	43	43	43	43	43	M. O'BREE
G. KNIGHT	23	88	27	18	38	185	12	12	12	12	12	12	12	12	208	R. FUCSKO
H. SMITH	55	43	79	79	41	12	208	208	65	65	208	208	208	12	12	S. BROOMHALL
B. NOVAK	70	50	208	185	65	41	65	65	208	208	41	41	41	10	10	H. FOSTER
L. ATKINSON	27	79	65	41	12	65	41	41	41	41	15	15	10	41	41	C. KING
M. O'BREE	43	199	41	65	208	208	15	15	15	15	10	10	15	111	111	J. HARROW
C. BURNS	24	65	12	12	10	10	10	10	10	10	111	111	111	15	15	S. HARDMAN
R. FITZPATRICK	185	208	10	38	60	15	111	111	111	111	65	65	65	65	65	C. WHITNEY
B. KREBS	50	41	185	10	15	111	101	101	79	79	79	79	79	79	79	J. SWEET
H. FOSTER	10	10	15	208	111	101	151	79	101	101	101	101	101	151	151	A. BLOOM
R. FUCSKO	208	12	101	15	101	151	79	151	151	151	151	151	151	101	101	J. CONFORTO
C. KING	41	101	17	111	151	79	17	17	17	17	17	17	17	17	17	J. WHITNEY
J. HARROW	141	15	38	101	79	17	17	17	17	17	17	17	17	17	17	
C. WHITNEY	65	17	111	151	17	60	60	60	60	60	60	60	60	60	60	
S. HARDMAN	15	111	151	17	102	102	102	102	102	102	102	102	102	102	102	B. FLYNN
J. CONFORTO	101	151	151	151	151	151	151	151	151	151	151	151	151	151	151	M. MOSS
Z. MACKINTOSH	36	36	36	36	36	36	36	36	36	36	36	36	36	36	36	Z. MACKINTOSH
S. BROOMHALL	12	12	12	12	12	12	12	12	12	12	12	12	12	12	12	
J. WHITNEY	17	17	17	17	17	17	17	17	17	17	17	17	17	17	17	
A. BLOOM	151	151	151	151	151	151	151	151	151	151	151	151	151	151	151	


results are provisional until the end of the time limit for protests and appeals.

  
Chief Timekeeper - Scott Laing

  
Race Director - Mark Hancock



[www.computime.com.au](http://www.computime.com.au)  
COMPUTIME RACE TIMING SYSTEMS PTY LTD





# Round 4 Maitland - NSW 6 & 7 May 2023

Supported by



## PIRELLI MX2

### Moto 2


Date: 07/05/23  
Event: R10  
Weather: Sunny - Temp: 12.6C  
Track: Good

Started at: 14:27:01  
Laps: 25 Min + 1 Lap  
Starters: 37  
Posted at: 15:01

### PROVISIONAL BEST PARTIAL TIMES

Pos	Split 1		Split 2		Split 3		LAP		Ideal	Fastest
	Name	Time	Name	Time	Name	Time	Name	Time		
1	N. CRAWFORD	41.287	N. CRAWFORD	32.182	N. FERGUSON	42.010	N. CRAWFORD	1:56.169	1:56.169	
2	J. DOBSON	41.289	R. ALEXANDERSON	33.348	N. CRAWFORD	42.700	J. DOBSON	1:57.423	1:57.722	
3	W. TODD	42.033	J. DOBSON	33.429	J. DOBSON	42.705	N. FERGUSON	1:58.384	1:59.251	
4	N. FERGUSON	42.312	R. BUDD	33.487	W. TODD	42.799	W. TODD	1:58.535	1:59.259	
5	R. BUDD	42.404	W. TODD	33.703	R. TAYLOR	42.856	R. BUDD	1:58.822	1:58.886	
6	R. TAYLOR	42.682	N. FERGUSON	34.062	R. BUDD	42.931	R. TAYLOR	1:59.787	2:00.930	
7	R. ALEXANDERSON	43.033	R. TAYLOR	34.249	M. MOSS	43.093	R. ALEXANDE	1:59.829	2:01.267	
8	T. KEAN	43.370	J. BOVA	34.440	R. FITZPATRICK	43.109	B. CONNOLLY	2:01.975	2:03.191	
9	M. MOSS	43.491	H. MCKAY	34.535	B. CONNOLLY	43.314	R. FITZPATRIC	2:02.094	2:04.015	
10	B. CONNOLLY	43.644	L. ANDREWS	34.545	K. MINEAR	43.341	K. MINEAR	2:02.182	2:02.261	
11	L. ATKINSON	43.668	R. FITZPATRICK	34.708	R. ALEXANDERSON	43.448	M. MOSS	2:02.269	2:03.621	
12	H. YOKOYAMA	43.786	L. ATKINSON	34.836	H. YOKOYAMA	43.633	H. YOKOYAMA	2:02.640	2:03.368	
13	C. BURNS	43.846	K. MINEAR	34.892	B. FOX	43.976	L. ANDREWS	2:03.030	2:04.101	
14	K. MINEAR	43.949	B. NOVAK	34.963	B. NOVAK	44.038	T. KEAN	2:03.274	2:04.189	
15	L. ANDREWS	44.084	B. CONNOLLY	35.017	J. BOVA	44.283	B. FOX	2:03.317	2:05.061	
16	B. FOX	44.199	C. BURNS	35.027	L. ANDREWS	44.401	B. NOVAK	2:03.517	2:04.898	
17	R. FITZPATRICK	44.277	T. KEAN	35.077	J. SWEET	44.467	C. BURNS	2:03.637	2:04.826	
18	B. NOVAK	44.516	B. FOX	35.142	B. KREBS	44.705	J. BOVA	2:03.689	2:05.113	
19	M. GILMORE	44.526	H. YOKOYAMA	35.221	H. MCKAY	44.724	L. ATKINSON	2:03.878	2:04.490	
20	H. MCKAY	44.659	B. FLYNN	35.254	C. BURNS	44.764	H. MCKAY	2:03.918	2:05.002	
21	B. KREBS	44.828	M. O'BREE	35.474	T. KEAN	44.827	B. FLYNN	2:05.520	2:06.120	
22	J. SWEET	44.859	M. MOSS	35.685	B. FLYNN	45.249	M. GILMORE	2:06.084	2:10.546	
23	J. BOVA	44.966	M. GILMORE	36.092	L. ATKINSON	45.374	B. KREBS	2:06.084	2:07.539	
24	B. FLYNN	45.017	R. FUCSKO	36.420	M. GILMORE	45.466	J. SWEET	2:06.184	2:07.509	
25	M. O'BREE	45.461	B. KREBS	36.551	H. FOSTER	45.702	M. O'BREE	2:06.673	2:08.595	
26	R. FUCSKO	45.793	J. SWEET	36.858	M. O'BREE	45.738	R. FUCSKO	2:09.339	2:10.436	
27	S. BROOMHALL	46.300	C. KING	37.259	C. WHITNEY	46.075	H. FOSTER	2:09.911	2:09.911	
28	C. KING	46.556	H. FOSTER	37.291	S. BROOMHALL	46.709	S. BROOMHAL	2:10.484	2:10.484	
29	C. WHITNEY	46.818	S. BROOMHALL	37.475	S. HARDMAN	46.855	C. WHITNEY	2:11.052	2:13.948	
30	H. FOSTER	46.918	J. HARROW	37.672	R. FUCSKO	47.126	C. KING	2:11.208	2:12.728	
31	J. HARROW	47.307	J. CONFORTO	37.914	C. KING	47.393	S. HARDMAN	2:12.657	2:13.497	
32	S. HARDMAN	47.353	C. WHITNEY	38.159	J. HARROW	47.741	J. HARROW	2:12.720	2:15.390	
33	J. CONFORTO	48.628	S. HARDMAN	38.449	J. WHITNEY	48.649	J. CONFORTO	2:15.202	2:16.301	
34	J. WHITNEY	49.320	J. WHITNEY	39.274	J. CONFORTO	48.660	J. WHITNEY	2:17.243	2:19.162	
35	A. BLOOM	50.339	A. BLOOM	39.736	A. BLOOM	49.431	A. BLOOM	2:19.506	2:20.524	

results are provisional until the end of the time limit for protests and appeals.

  
Chief Timekeeper - Scott Laing

  
Race Director - Mark Hancock



[www.computime.com.au](http://www.computime.com.au)  
COMPUTIME RACE TIMING SYSTEMS PTY LTD







# Round 4 Maitland - NSW 6 & 7 May 2023

Supported by



## PIRELLI MX2 PROVISIONAL ROUND POINTS

### PIRELLI MX2

Pos	No	Name	Machine	Rnd 4 Moto 1	Rnd 4 Moto 2	Total
1	22	Rhys BUDD	Yamaha	20	22	42
2	1	Wilson TODD	Honda	22	20	42
3	199	Nathan CRAWFORD	KTM	25	16	41
4	14	Jesse DOBSON	Yamaha	12	25	37
5	29	Noah FERGUSON	Gas	15	18	33
6	62	Ryan ALEXANDERSON	KTM	18	15	33
7	386	Haruki YOKOYAMA	Kawasaki	16	11	27
8	32	Liam ANDREWS	Honda	11	13	24
9	86	Reid TAYLOR	GasGas	9	14	23
10	88	Brodie CONNOLLY	Honda	14	9	23
11	66	Kayden MINEAR	KTM	10	12	22
12	46	Hugh MCKAY	KTM	8	7	15
13	60	Brock FLYNN	GasGas	13		13
14	24	Chandler BURNS	Honda	3	8	11
15	70	Ben NOVAK	Honda		10	10
16	284	John BOVA	KTM	4	6	10
17	25	Blake FOX	Husqvarna	5	3	8
18	185	Ryley FITZPATRICK	GasGas	7	1	8
19	79	Jacob SWEET	Yamaha	6		6
20	27	Liam ATKINSON	KTM		5	5
21	38	Thynan KEAN	Honda		4	4
22	50	Braeden KREBS	Yamaha		2	2
23	43	Mackenzie O'BREE	Honda	2		2
24	55	Hayden SMITH	KTM	1		1

  
Chief Timekeeper - Scott Laing

  
Race Director - Mark Hancock



[www.computime.com.au](http://www.computime.com.au)  
COMPUTIME RACE TIMING SYSTEMS PTY LTD







# Round 4 Maitland - NSW 6 & 7 May 2023

Supported by



## PIRELLI MX2

### PROVISIONAL PROGRESSIVE CHAMPIONSHIP POINTS

#### PIRELLI MX2

Pos	No	Name	Machine	Rnd 1 Wonth	Rnd 2 Appin	Rnd 3 Wodng	Rnd 4 Moto 1	Rnd 4 Moto 2	Total
1	1	Wilson TODD	Honda	25	44	36	22	20	147
2	88	Brodie CONNOLLY	Honda	16	36	45	14	9	120
3	199	Nathan CRAWFORD	KTM		50	25	25	16	116
4	22	Rhys BUDD	Yamaha	11	31	24	20	22	108
5	66	Kayden MINEAR	KTM	18	29	38	10	12	107
6	14	Jesse DOBSON	Yamaha	22	25	13	12	25	97
7	32	Liam ANDREWS	Honda	14	22	24	11	13	84
8	29	Noah FERGUSON	Gas	20		20	15	18	73
9	16	Kaleb BARHAM	Husqvarna	10	29	33			72
10	62	Ryan ALEXANDERSON	KTM	5	19	9	18	15	66
11	754	Jayce COSFORD	Yamaha	12	25	27			64
12	5	Alex LARWOOD	Yamaha	15	18	31			64
13	386	Haruki YOKOYAMA	Kawasaki	7	14	10	16	11	58
14	46	Hugh McKAY	KTM	6	11	11	8	7	43
15	121	Cody COOPER	Kawasaki	13	10	19			42
16	86	Reid TAYLOR	GasGas		12		9	14	35
17	60	Brock FLYNN	GasGas		13		13		26
18	18	Myles GILMORE	KTM	8	10	7			25
19	55	Hayden SMITH	KTM			23	1		24
20	284	John BOVA	KTM		10		4	6	20
21	79	Jacob SWEET	Yamaha		2	10	6		18
22	25	Blake FOX	Husqvarna		3	7	5	3	18
23	24	Chandler BURNS	Honda			4	3	8	15
24	185	Ryley FITZPATRICK	GasGas		2	5	7	1	15
25	21	Ryder KINGSFORD	Yamaha	1	13				14
26	196	Wilson GREINER-DAISH	Honda	9	4				13
27	70	Ben NOVAK	Honda	2				10	12
28	43	Mackenzie O'BREE	Honda			10	2		12
29	27	Liam ATKINSON	KTM	3		2		5	10
30	75	Jack KUKAS	Husqvarna		9				9
31	38	Thynan KEAN	Honda			4		4	8
32	23	George KNIGHT	Honda	4		3			7
33	50	Braeden KREBS	Yamaha		1			2	3
34	12	Seton BROOMHALL	Yamaha			2			2

Chief Timekeeper - Scott Laing

Race Director - Mark Hancock



[www.computime.com.au](http://www.computime.com.au)  
COMPUTIME RACE TIMING SYSTEMS PTY LTD





# Round 4 Maitland - NSW 6 & 7 May 2023

Supported by



## PIRELLI MX2 Moto 2

Date: 07/05/23  
Event: R10  
Weather: Sunny - Temp: 12.6C  
Track: Good

Started at: 14:27:01  
Laps: 25 Min + 1 Lap  
Starters: 37  
Posted at: 15:01

### PROVISIONAL RACE INFORMATION

Time	Description
14:22:03	SIGHTING LAP STARTED
14:27:01	Event Start
14:27:43	Rider 14 (Jesse DOBSON) HOLE SHOT
14:29:11	RIDER 23 (GEORGE KNIGHT) STOPPED MECHANICAL - CHAIN
14:34:58	RIDER 102 (MATT MOSS) STOPPED SECTOR 1 - RESUMING
14:37:56	RIDER 102 (MATT MOSS) RETIRED
14:43:50	RIDER 60 (BROCK FLYNN) RETIRED
14:54:41	Chequered Flag
14:57:00	Event Finish

results are provisional until the end of the time limit for protests and appeals.

  
Chief Timekeeper - Scott Laing

  
Race Director - Mark Hancock



[www.computime.com.au](http://www.computime.com.au)  
COMPUTIME RACE TIMING SYSTEMS PTY LTD

